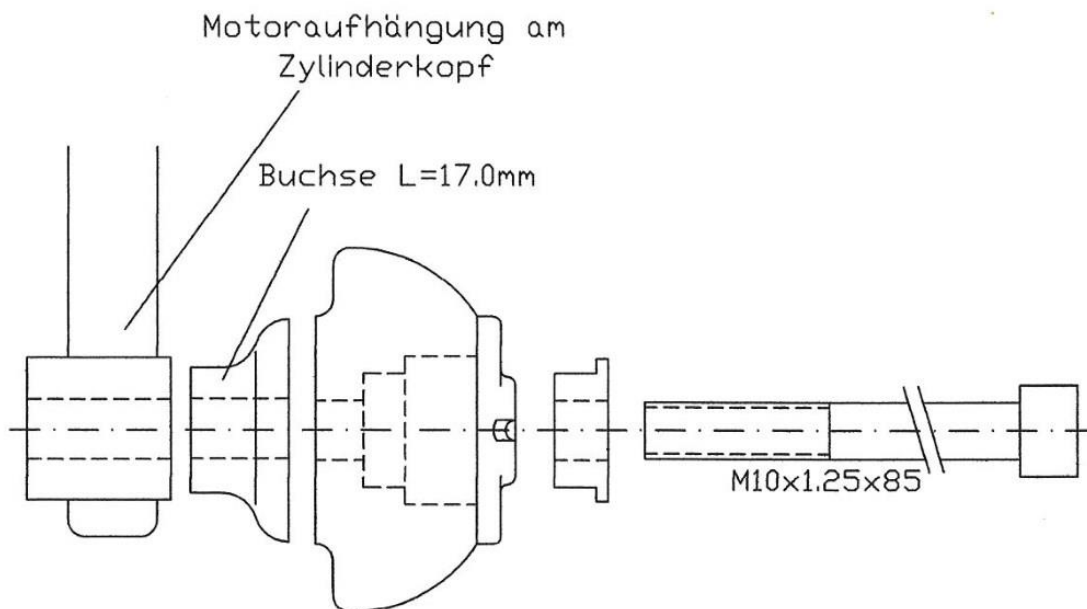


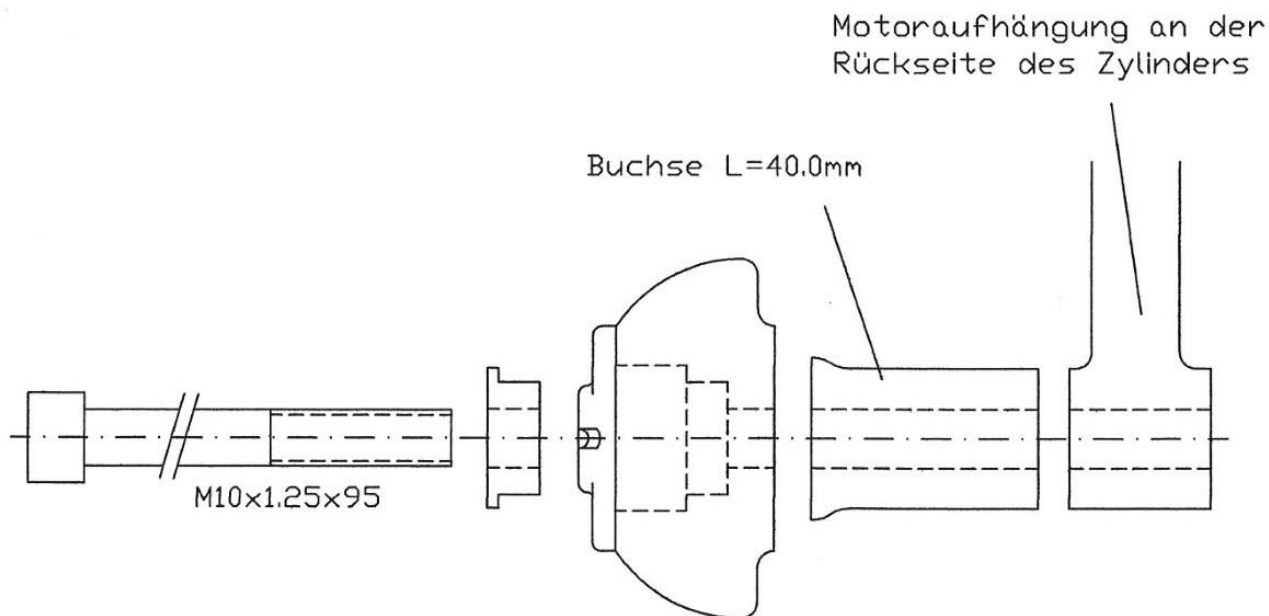
Anbauhinweise für die Crash-Pads Triumph Speed Four

Anbau der rechten Seite:

550T028



Anbau der linken Seite:



LSL

MOTORRADTECHNIK

Heinrich-Malina-Str. 107 - 47809 Krefeld

Tel. +49 2151-5559 0 - Fax -548416

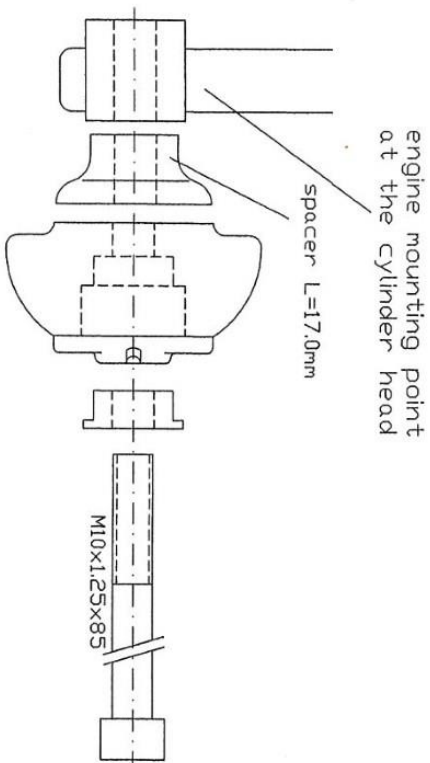
e-mail : info@lsl-motorradtechnik.de

Mounting instructions Crash-Pads Triumph Speed Four

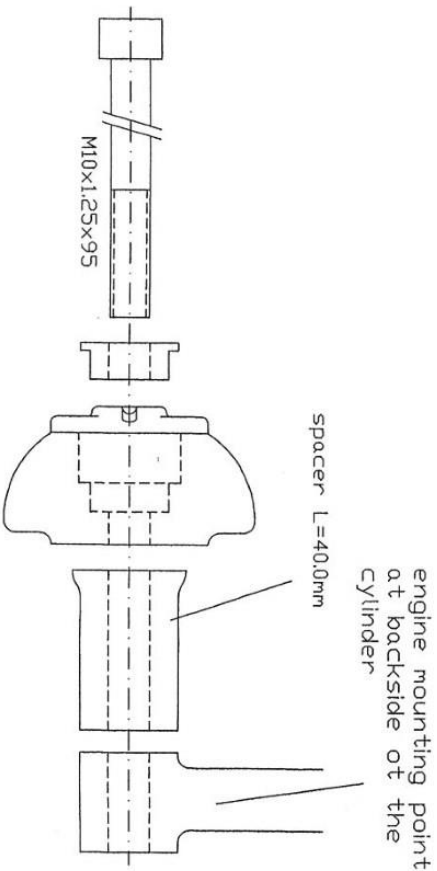
550T028

Important! If you are not a trained motorcycle mechanic stop now! Ask a local motorcycle shop to do the work for you.

Fitting on the right side:



Fitting on the left side:



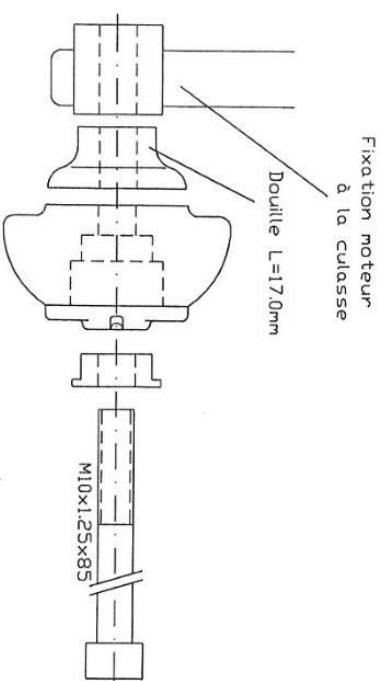
Instructions de montage des Crash Pads pour Triumph Speed Four

550T028

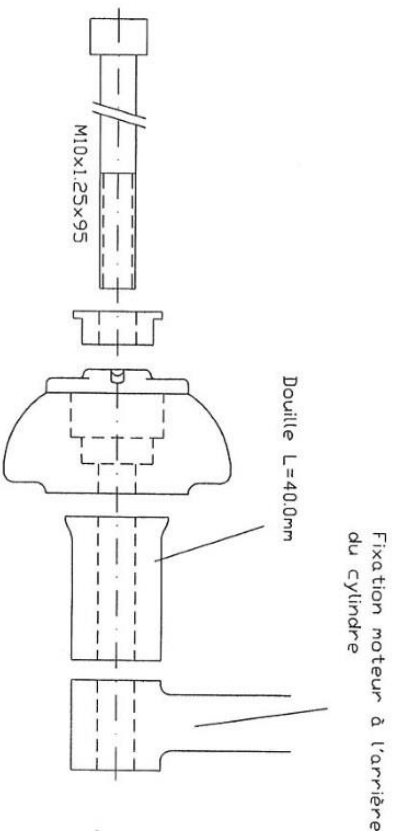
Important: Le montage doit être fait par un professionnel.

Le montage des Crash-Pads s'effectue d'abord d'un côté et ensuite de l'autre ! Il faut éviter le desserrage simultané des deux vis tenant le moteur!

Montage côté droit:



Montage côté gauche:



LSL

MOTORRADTECHNIK

Heinrich-Malina-Str. 107 - 47809 Krefeld
Tel. +49 2151-5559 0 - Fax -548416
e-mail : info@lsl-motorradtechnik.de

LSL

www.lsl-motorradtechnik.de

550T028

01/2006